

Surface-mounted luminaire - Silky matt MIRO® parabolic louvres - direct distribution

Sheet steel housing suitable, rectangular cross section; suitable for use in clean rooms and clean room areas per DIN 14644-1; manufactured per IPA provisions, as well as the directives for quality assurance GMP (Good Manufacturing Practice); Housing colour traffic white RAL 9016; Direct light distribution using reflectivity-enhanced MIRO® aluminium parabolic louvres, silk-matt anodised, for computer workstations, omnidirectional glare reduction according to the current DIN EN 12464-1 standard With clear cover made of laminated safety glass; Integrated LED driver design.. Electrical connection and connection of control cable using 5-pole connection terminal with plug-in contacts; Luminous flux in emergency light mode 8230 lm. The aduna clean room luminaire is suitable for direct voltage (0/50Hz), emergency luminaires must have additional marking. Suitable for air purity class ISO 14644-1 Class 2 with excellent to very good results in terms of microbial metabolic potential and chemical resistance.

CHARACTERISTICS

Order number	62124016660
EAN number	4020863450473
Commodity code	94051190
Certification mark	IP 65, Protection class I, VDU 65° < 1000, F, D, Clean room, HACCP DIN10500/Food/IFS/BRC, Indoor, CE
Impact resistance (IK rating)	IK07 (-20°C bis 35°C)
Ambient temperatur	ta -20°C to 35°C
Special properties	Ready for IoT
Warranty period	7 years

ELECTRICAL ENGINEERING

Controller	Electronic driver DALI2 (2 pcs.)
System output	80W
Mains voltage	230V/50Hz
Circuit breakers (inrush current)	13 pieces/B10, 24 pieces/B16, 25 pieces/C10, 40 pieces/C16
Energy efficiency class/light source	D

LIGHTING TECHNOLOGY

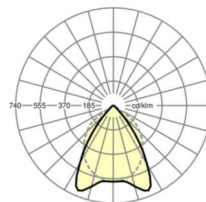

Placement	LED, Colour rendering/Light colour CRI ≥ 90 / 4000K
Colour tolerance (MacAdam)	3SDCM
Photobiological safety (Luminaire)	RG0
Nominal luminous flux	8230lm
Nominal luminous flux-emergency lighting mode	8230lm
LED service life	68000h L80/B10 (Tq 35°C), 80000h L80/B10 (Tq 25°C), 37000h L90/B10 (Tq 25°C)
Luminaire luminous efficiency	103lm/W
UGR lat./long.	14.1 / 18.1

MECHANICS

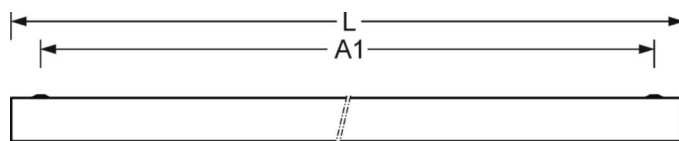

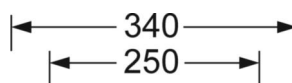
Housing colour	traffic white RAL 9016
Dimensions (LxWxDxH)	1173mm x 340mm x 75mm
Ceiling system	cut-out ceilings [AD]
Weight (net)	12.6kg
Cable entry KE (X/Y)	65mm/150mm
Type of installation	Ceiling-mounted single installation, Ceiling-mounted trunking installation, Installation in clean room ceilings, Ceiling installation individual mounting

DEEP-LINK

<https://www.regiolum.de/en/article/62124016660>



Reference	LED 8200lm 940
ηLB	100 %
Φ ↓/↑	100 % / 0 %
UGR lat./long.	14.1 / 18.1
VDU	65° < 1000cd/m²



Dimensions

L	1173 mm	Length
B	340 mm	Width
H	75 mm	Height
A1	1108 mm	Mounting distance single mounting
A3	65 mm	Mounting distance between luminaires in a light run arrangement
X	65 mm	Distance cable infeed to the center of the luminaire on the X-axis
Y	150 mm	Distance cable infeed to the center of the luminaire on the Y-axis

